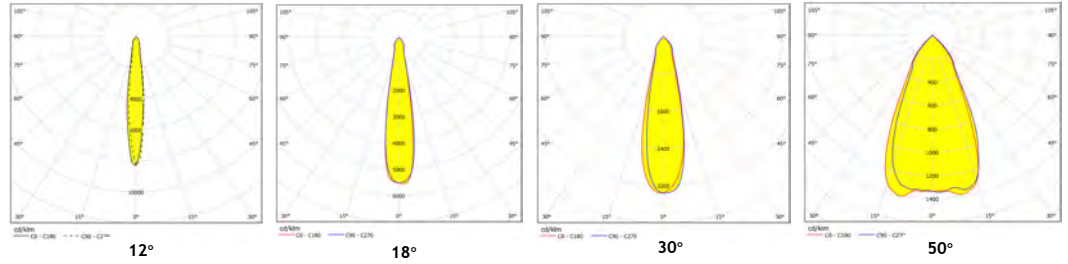




## BEAM ANGLES

**An Industry First - Multiple Beam Angles in a Single Fixture** The M-Series' modular design allows each fixture to be manufactured with more than one beam angle. This is a unique advantage to the M-Series. A single fixture can illuminate far, wide and close which requires fewer fixtures to create higher uniformity.



## MOUNTING OPTIONS



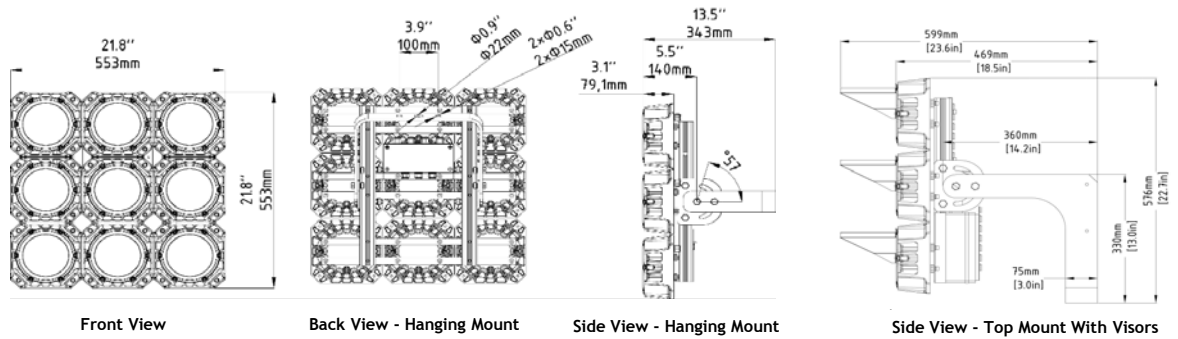
Hanging Mount



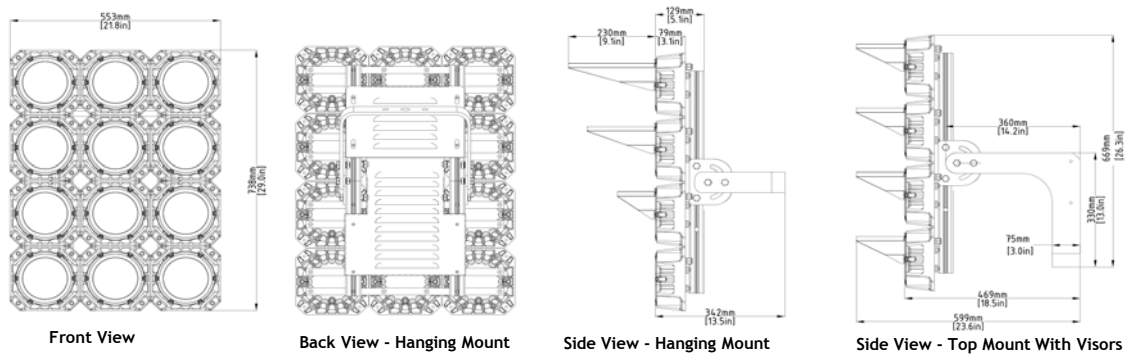
Top Mount

## DIMENSIONS (NOT TO SCALE)

FL9M-720W



VSP-4200W-12M-YP



## NOTES

1. The specifications listed were obtained under optimal testing conditions. Changes in conditions may result in slightly different performance.
2. Driver can provide full range dimming capability across a wide array of 0-10V dimming systems. We cannot guarantee compatibility with all dimming control systems from all manufacturers without actual testing.
3. Weight may vary depending on mounting bracket selection.

